


# **Detroit STRIVES**

## **Professional Development**

**June 3, 2021**



# College Access

Summer Melt / Student Trackers/ Program Eval

# Agenda

I. The Countdown Has Begun!

II. Summer Melt

III. DCAN Updates (Summer Bridge/Melt)

IV. Student Tracker

V. Program Evaluation

VI. Questions

# Reflection

What are your plans for the summer?

What effort/initiative did you do this year that you'd like to see continue?

# The Countdown is Here!

The end of the school year is approaching and surviving a full-year of education in a pandemic is on the horizon.

This is prime time to wrap up this year and start your processes for next year.

# The Countdown is Here!

Wrap-up for the year.

- District/building/organization outcome wrap-up
- Getting Class of 2021 to the finish line
- Ensuring Families know next steps for summer
- Underclassmen Prep Activities
- Creating a soft-calendar of what you'd like to do next year.

# Reflection

For those that work year round, what does your summer work look like?

# Summer Melt



# Summer Melt

What is summer melt?

Summer melt is the phenomenon of prospective college students' motivation to attend college "melting" away during the summer between the end of high school and beginning of college

# Summer Melt


This phenomenon is especially prevalent in low-income minority communities, where students who qualify for college and in some cases even register for classes ultimately end up not attending college because they lack resources, support, guidance, and encouragement

# Summer Melt Checklist

What things are most important when supporting students to ensure they land on a campus

- Application/Admissions
- FAFSA/Financial Aid
- Financial Planning/Literacy
- Housing/Living
- Enrollment Transition


# DCAN Updates



# DCAN Updates

- **Summer Melt:** Supporting Class of 2021 with determining or completing steps for enrollment in the fall
- **Summer Bridge:** Agnostic Bridge program for Detroit Students attending WSU, OU, and HFC.
- **Strategy Institute:** August 16-19th (Monday-Thursday)

# Student Tracker




# Student Tracker

## Starting Point:

Senior tracker: Excel document tracking students postsecondary goals, academic statuses, transition completion items.

## Where we need to be:

Tracking all students! Including engagement in activities, Evaluating program effectiveness on participant outcomes, using tracker to “grab” the students that slip between the cracks



# Student Tracker

## Senior Checklist Closeout:

- Ensure that every student has a plan for what they are going to do after high school/middle school
- Ensure that students all the steps needed in order to reach their intended goals
- Determine your pathway split for your graduating students



# Student Tracker

## Starting Trackers for Next year:

- Start with a clean spreadsheet
- Create a tab for every class and include the class roster
- Input students cumulative GPA and test standings
- Add your columns of information you want to track (e.g. contact information, event attendance, checklist completion items, pathway aspirations, next steps, etc)

# Program Evaluation/Audit

# Program Evaluation/Audit

It's time to learn, assess, fine-tune, toss, and build a new schedule of activities.

This time of the year is an opportunity for you and your team to look at what you've done this year to support successful outcomes holistically and make necessary improvements to continue to grow in your programming efforts.

Leave space for constructive feedback, realistic reviews on effectiveness, and be prepared to toss anything, no matter how excited you were, if it was not effective.

# Program Evaluation/Audit

Preliminary steps for a basic program analysis.

1. Develop survey for ANYONE (teachers, parents, other support professionals, students) to complete to gain the perception of others on what they felt about programmatic efforts
2. Layout all programs that your team provided this year noting attendance, pros/cons, outcomes, contribution to overall student success
3. Make a list of all programming that you werent able to do this year that you hope to do in the future.

# Program Evaluation/Audit

Audit steps for a basic program analysis.

1. Taking all programs (old and future) and determine what items are a must to ensure their success. This is also the time that you will remove any programs that do not make sense for your team to continue to do
2. Rank your programs based on this analysis
3. Go back through your list and determine equity... are you equally supporting all classes and creating touch points with all things access for every class
4. If not, fill the void and create balance.

# Program Evaluation/Audit

External insight steps for a basic program analysis.

1. Using this newly scrubbed program list, review your survey results.
2. Determine if you addressed the needs of the constituents and/or determine how to address the needs of constituents.
3. Be prepared to remove any event that consistently shows that it is not of value to those participating.
4. Re-rank your list based off of participant feedback of what they valued the most

# Program Evaluation/Audit


Creating your calendar steps for a basic program analysis.

1. Now that you have a finalized list of programming, that is equitable to all students supported draft a soft calendar for the upcoming school year of when you will host events that makes sense with the academic school year calendar
2. Make sure your not too heavily loaded in certain periods to create consistency in delivery and not overwhelm students and families with too much at once.
3. Add programs columns to tracker

**Questions??**




**Break**



# **Financial Aid**

## **Starting Early Underclassmen Financial Aid Prep/FSAID**

June 3, 2021



# Agenda


- I. Citywide FAFSA Progress
- II. Starting Early
  - High School
  - Middle School
- III. Parent Engagement
- IV. Juniors: Starting the Process
- V. Questions

# FAFSA Progress


- **Current Percentage: 50.04% (56.45% in 2020)**
  - **Detroit Senior Count: 5364**
    - **Students in MISSG: 4474**
- **Completed Apps MISSG 6/1: 239 (up 128 5/6)**
- **Completed Apps Feds 5/21: 2346 (up 123 5/6)**
  - **# of students to match last yr: 682**

**January 4th: 543 apps completed**


**45 Applications completed in the last week citywide**



# Starting Early Financial Aid/Literacy Education



# **Underclassmen: Financial Aid Edition**



# Financial Aid Education/Activities

Younger student financial aid education (8th grade and under):

Baseline financial aid and understanding the concepts of the process

- Research on cost of college
- Education on how families pay for college
- Introduction to scholarships
- Learning on how the choices made as student can help them in covering the cost of college

# Financial Aid Education/Activities

9th grade financial aid education:


- Local and State financial aid options (e.g. Promise/Tip)
- Learn how their student engagement/academics contribute to plans post graduation
- Making a college list to research the Cumulative GPAs
- Learn about the cost of college
- Learn about the different ways college is paid for
- Making high school goals that align with postsecondary/career plans



# Financial Aid Education/Activities

10th grade financial aid education:

- Scholarship search that they do/could align with by senior year
- Practice essay writing for the scholarships identified
- Learn about the different application types for schools/programs
- Learn about the benefit of pursuing a degree and self-financial investment
- Resume/Brag Sheet build (what do they need to do to be viewed as more competitive to receive money)



# Financial Aid Education/Activities

11th grade financial aid education:

- Practice completing a FAFSA application using the PDF and sample taxes
- Doing the FAFSA Forecaster
- Completing college list and determine what they need from each school for a healthy financial selection
- Understanding award letters and important concepts in making a financial decision
- Practice essay writing: Telling your story!
- Building resume/brag sheet

# Parent Engagement



# Parent Engagement

Learn from the families...

Use any opportunity that aligns with parent communication, events, and interaction to learn from your parents.

The reality is, you both need each other in supporting students with being successful post graduation. So, it will be important that you learn from them what they need support with as “you” are deemed the expert in all things education.

# Parent Engagement

Things to do:

- Develop a quick survey (no more than 5-7 questions) that you can send out and or start events with for any occasion. Use it over and over to get as many responses as possible to improve your learning database
- Create small “do-now” activities for parents at every meeting type engagement that aligns with what you’ll eventually need parents to do/understand (e.g. making a college list, cost of college research, reviewing tax docs)


# Parent Engagement

Things to do:

- Make postsecondary planning a formal process for students and parents to do together. Identifying where they want to go to school, program types/options, career aspirations, learning what students need to achieve those goals, etc



# Juniors Starting the Process



# Financial Education

Once students graduate, this is a prime time to have juniors do the following:

- Learn about AND complete their FSAID
- Talking to parents and clearing any concerns as it relates to FAFSA completion (e.g. dates, what's needed, what its for, etc)
- Have students look at the application going through the questions and what they are.
- Creating their college list with school codes to be added to the FAFSA when the time comes



**Questions??**